

EX6

STANDALONE KEYPAD

Designed to operate indoors or outdoors, EX6 is available in a variety of housing options (plastic/metal) for flush and surface mounting.

The standalone keypad EX6 can be connected to the I/O board RB0408 in order to expand the number of outputs to 10 relays.



FEATURES

- 1000 User Codes
- Code lengths between 1 to 8 digits
- Voltage-free red and green LEDs
- All keys with backlighting
- Tamper protection
- Security: 30 seconds lockout after 8 consecutive invalid PIN Codes
- Two inputs for Push Buttons
- RS485 bus for I/O boards (RB0408, RU2, RTT & DINRTT)
- 2 relays - with the option to install up to 10 relays by using panel board RB0408
- Option of Plastic keys or Metal to withstand heavy usage
- Aesthetic design suitable for wide variety of decors

SPECIFICATIONS

Electrical Characteristics:

- Input Voltage: 12/24 V AC/DC
- Current consumption: 150 mA max.
- Output: **2 relays**
 - R1: 10 A/24 V AC/DC
 - R2: 2 A/24 V AC/DC
- 10 relays**
 - with RB0408 I/O board
- RS485 interface: Yes, for connecting I/O boards like RB0408, RTT, RU2, DINRTT
- Buzzer, backlight control: Yes, via menu settings
- Lighting: Backlight ON/OFF or on each keypress for 10 s
- Visible LED Signal: Two voltage-free LEDs (Red & Green) and Orange LED
- Audible Signal: One internal Buzzer

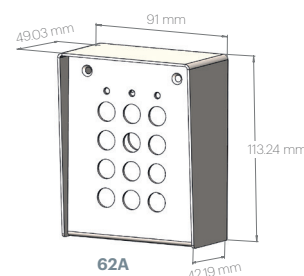
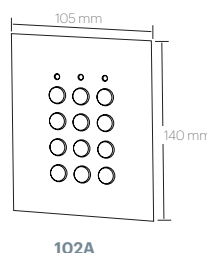
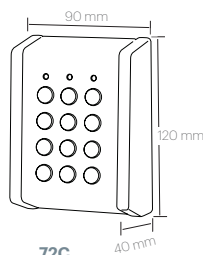
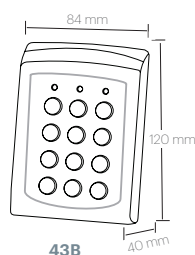
Environmental Characteristics:

- Operating Temperature: -25°C to +50°C
- Operating Humidity: 0 to 95% (non-condensing)
- Protection Standard: IP65

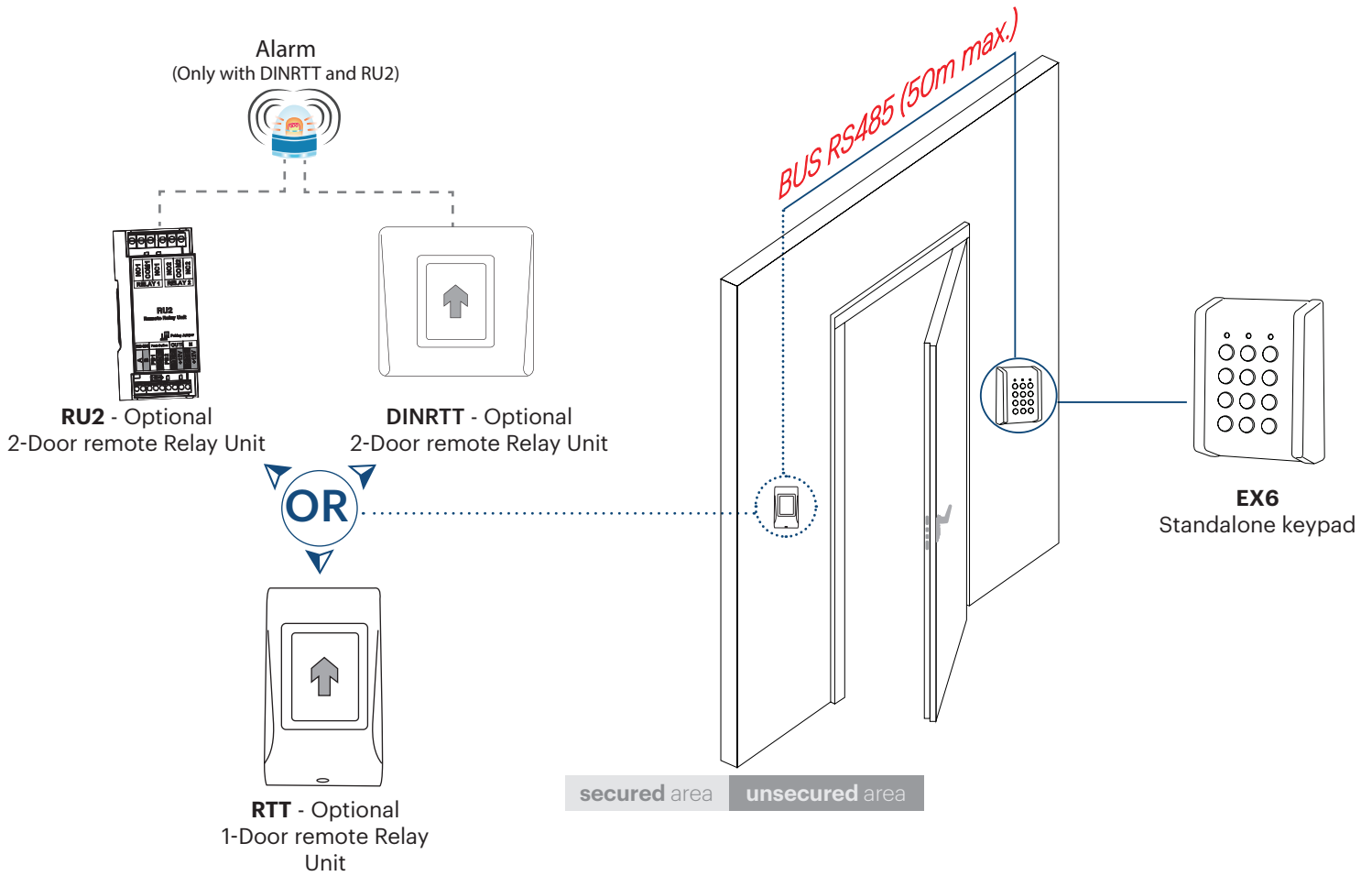
Mechanical Characteristics:

- Housing: ABS or sturdy die-cast aluminum alloy housing for surface mounting & Steel plate for flush mounting
- Weight: ~100 to 600 g depending on model version

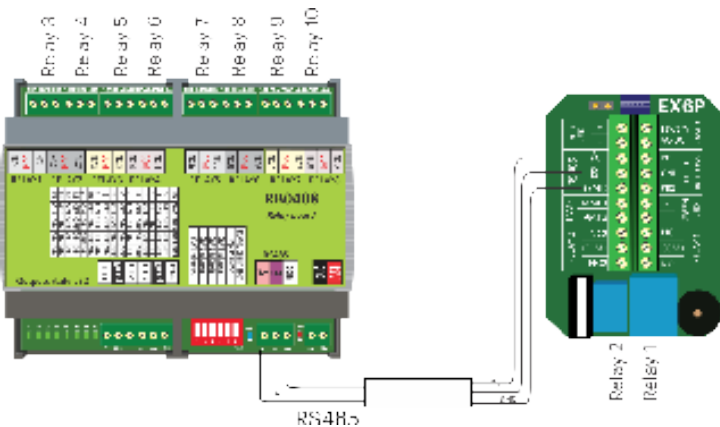
DIMENSIONS



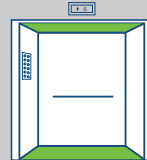
WITH A REMOTE RELAY AT A SECURED



—WITH RELAY BOARD RBO408, YOU CAN EXPAND YOUR CURRENT CONFIGURATION— BY ADDING 8 RELAYS TO YOUR 2-RELAY INSTALLATION



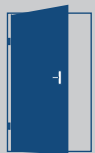
The EX6 connected to the RBO408 is perfect for small standalone installations that require more than 2 relays. The 2 relays of the EX6 + the 8 relays of the RBO408 give you the opportunity to manage up to 10 relays.



Lift solution:
max. 10 floors



Cupboard solution:
max. 10 drawers



Clothes shop solution:
max. 10 fitting room doors